



Jamestown Middle School

2023 

Guilford County Schools

School Website:  (http://jamestownms.gcsnc.com/pages/Jamestown_Middle)


Grade Span: 06-08 Charter: No

301 Haynes Road, Jamestown, NC 27282

Welcome Letter 

([https://www.gcsnc.com/site/handlers/filedownload.ashx?](https://www.gcsnc.com/site/handlers/filedownload.ashx?moduleinstanceid=15012&dataid=183112&FileName=GCS%20School%20Report%20Letter)

[moduleinstanceid=15012&dataid=183112&FileName=GCS%20School%20Report%](https://www.gcsnc.com/site/handlers/filedownload.ashx?moduleinstanceid=15012&dataid=183112&FileName=GCS%20School%20Report%20Letter)

Compare to Other Schools 

2022-23 Overall Performance

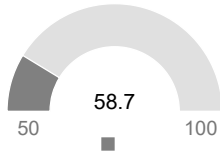
View Performance by
School or District

View Performance by
Subgroup

D 2022-23
GRADE

48

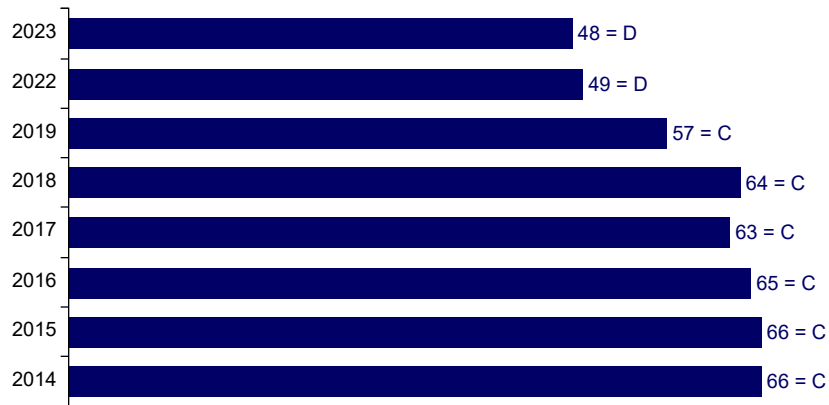
PERFORMANCE GRADE SCORE



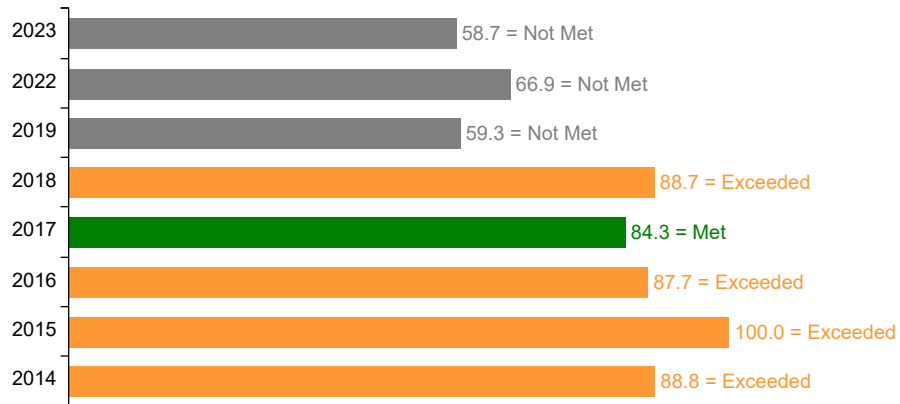
Academic Growth

Growth Range	Growth Status
85.0-100.0	Exceeded
70.0-84.9	Met
50.0-69.9	Not Met

Performance Grade Score History



Academic Growth History



D 2022-23
EOG MATH GRADE

43

EOG MATH GRADE SCORE

2022-23

MATH GROWTH STATUS

D 2022-23
EOG READING GRADE


53

EOG READING GRADE SCORE

2022-23

READING GROWTH STATUS

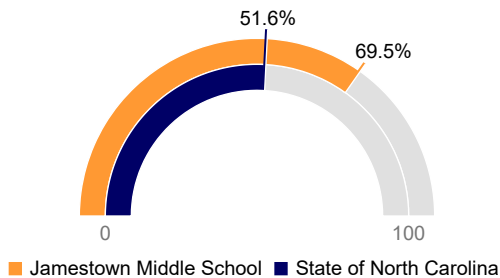
✓ Growth Met

 Note - To protect student privacy, some data values for small groups will be suppressed as "> 95%" or "< 5%" in the charts or tables below. For counts less than 10, no data will be displayed.

2022-23 Student Characteristics & Participation

This section describes some key measures about the students at this school.

Percentage Economically Disadvantaged



2022-23 Career and College Ready

This section describes data around College and Career Ready in Jamestown Middle School. For more information about College and Career Ready please see: <http://www.ncpublicschools.org/cte/> (<http://www.ncpublicschools.org/cte/>).

Career Ready

Participation in Career and Technical Education

Number
Participating

Percent
Participating

760

81%

2022-23 Student Performance

Student Performance
by School/District

Student Performance
by Subgroup

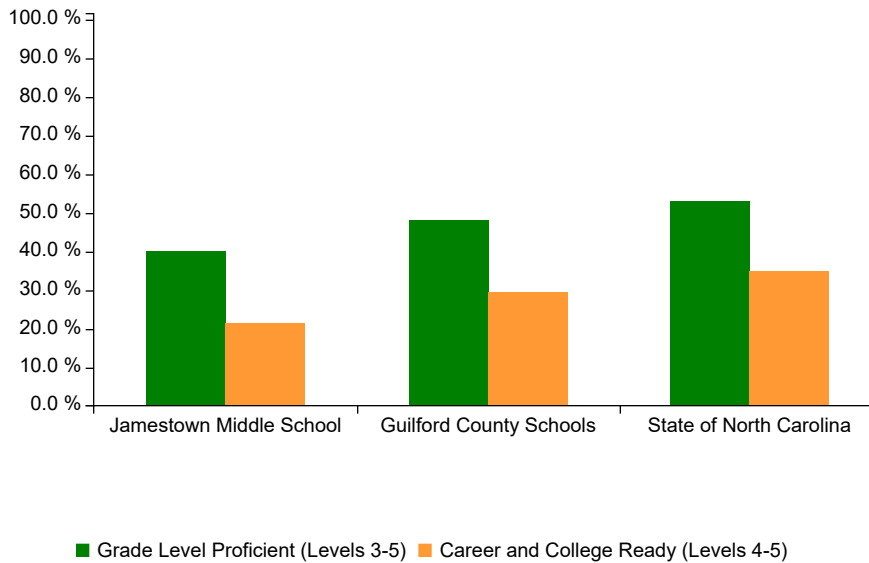
This section describes student performance in various test subject areas. Student test performance is reported as one of four achievement levels. **i** Not Proficient is below grade level. Level 3 is grade level proficient. Levels 4 and 5 indicate students are on track for career-and-college readiness.

Proficiency in Subject Areas

Math Performance **i**

Summary Chart

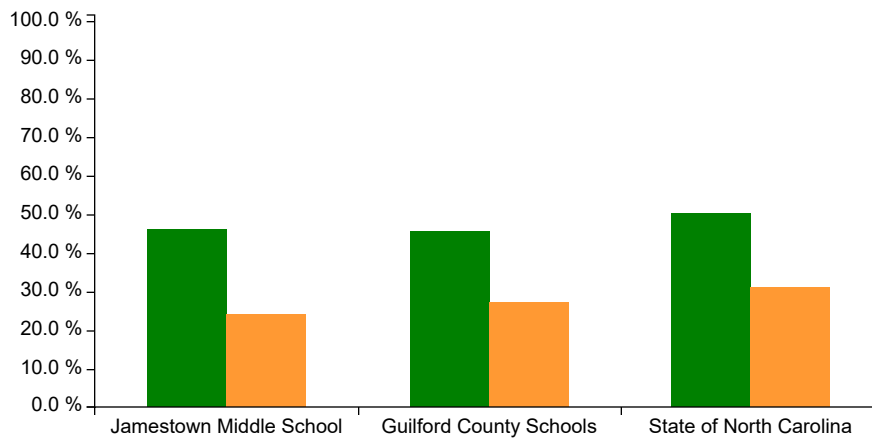
Table



Reading Performance **i**

Summary Chart

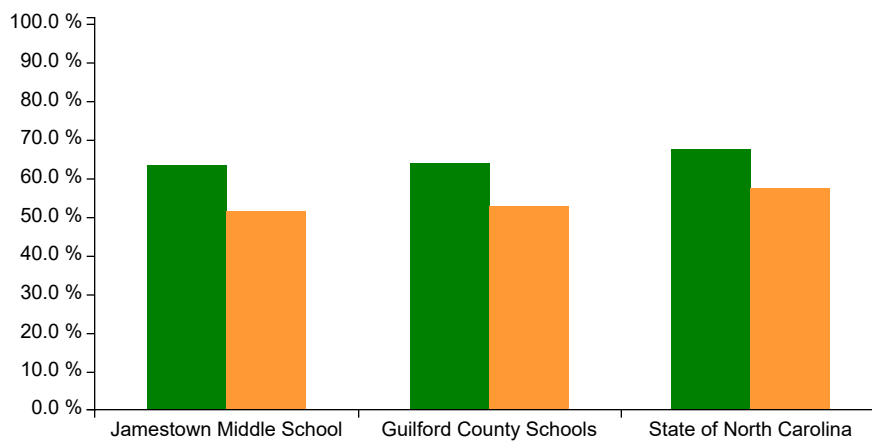
Table



■ Grade Level Proficient (Levels 3-5) ■ Career and College Ready (Levels 4-5)

Science Performance i

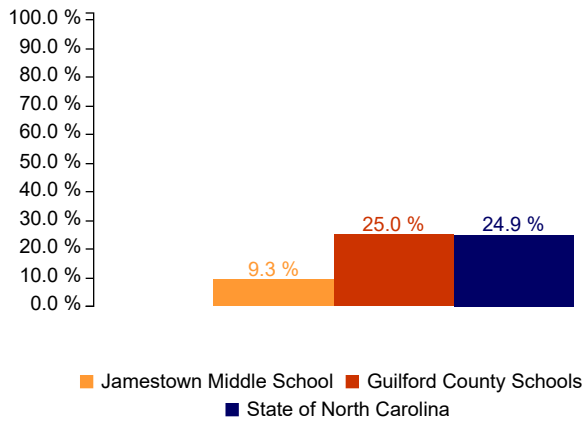
Summary Chart Table



■ Grade Level Proficient (Levels 3-5) ■ Career and College Ready (Levels 4-5)

Other Measures

English Learner Proficiency i



Test Participation i

Percentage of students participating in state mandated standardized testing.

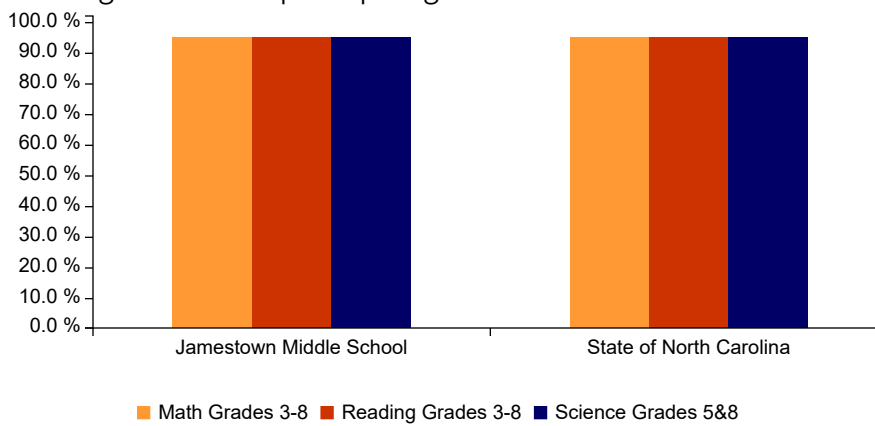


Chart Table

Students with Disabilities Alternate Test Participation

The percent of tested students is expected to be below 1% at the state level. Most schools have so few students that this information may be masked to protect student privacy. i

2022-23 Teachers and Qualifications

This section provides information on teachers and their qualifications.

National Board Professional Certified Teachers i

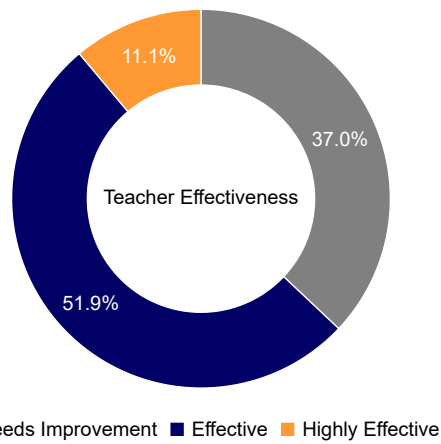
7

Summary Chart Table

National Board Certified Teachers i

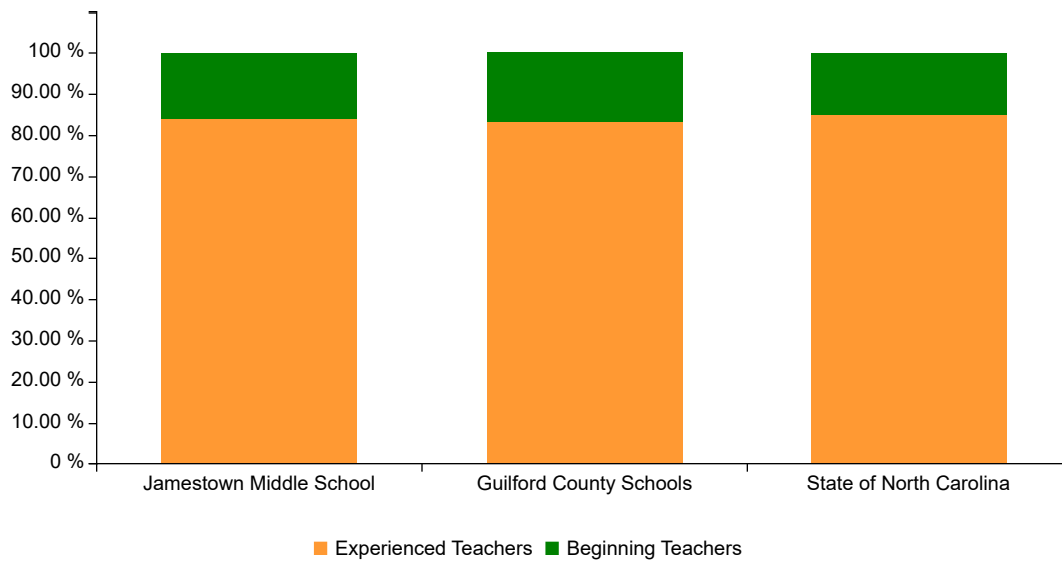


Jamestown Middle School i



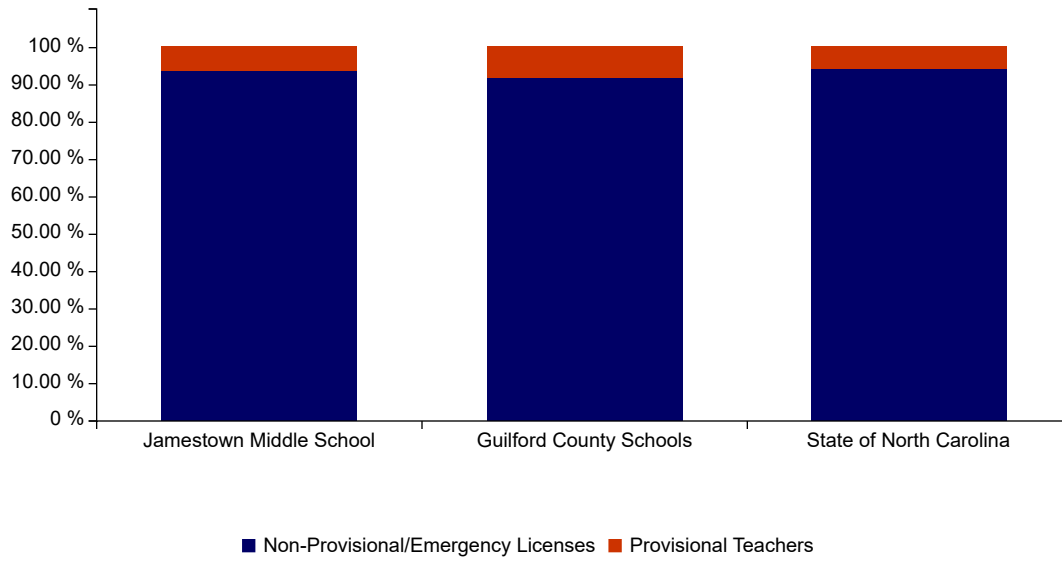
[Chart](#) [Table](#)

Teacher Qualifications



[Summary Chart](#) [Table](#)

Non-Provisional/Emergency Licenses



2022-23 School Environment

[View Environment by School/District](#)

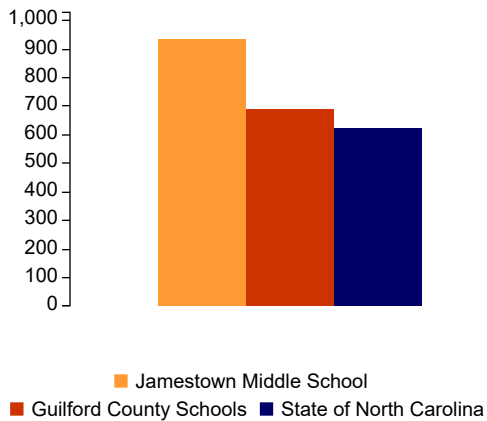
[View Environment by Subgroup](#)

This section provides information on the school environment and facilities

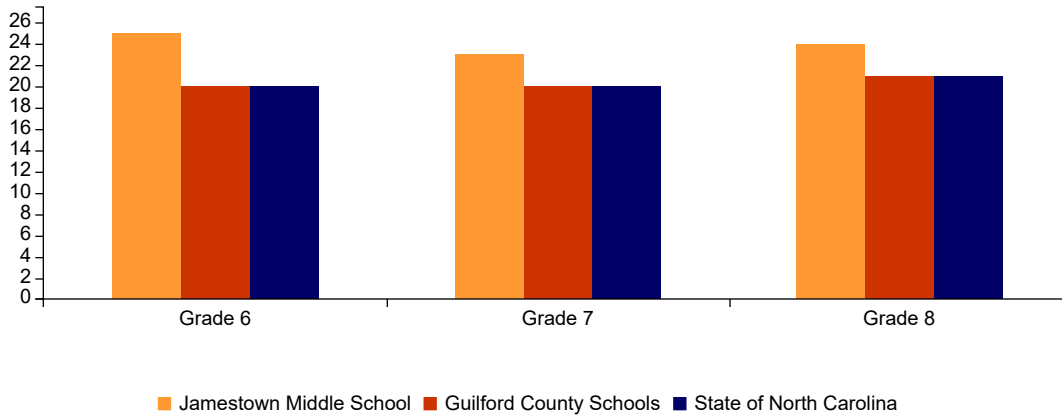
Total Students

933

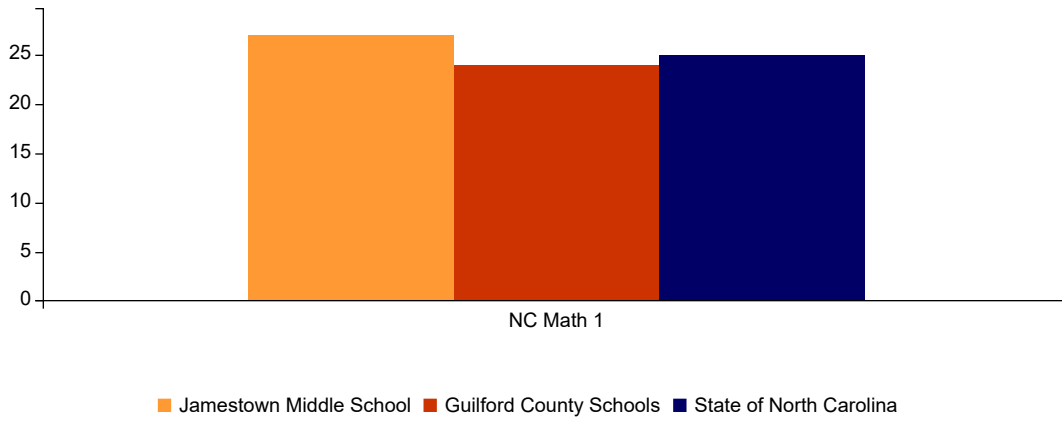
Student Enrollment ⓘ



Average Class Size i



Average Course Size i



Suspension and Expulsion Rates (per 1000 students) i

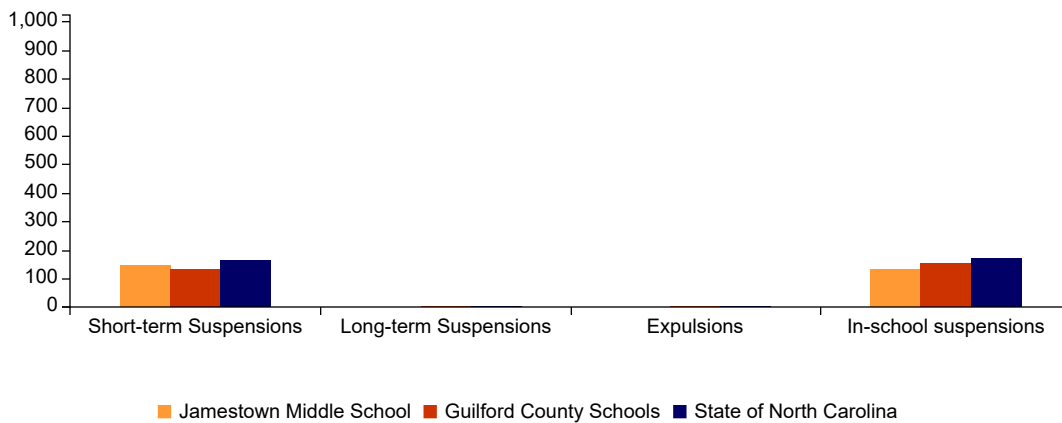




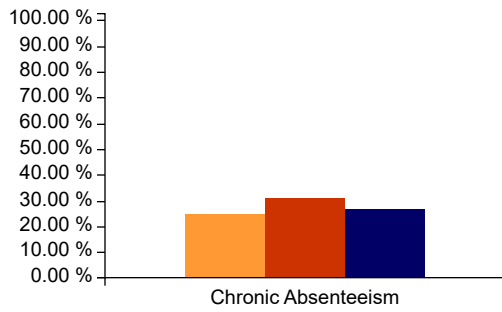
Chart Table




Rates of Criminal Acts, Bullying, Law Enforcement Referrals, and Arrests

(per 1000 Students) 


Agency	Criminal Acts	Bullying and Harassment	Referral to Law Enforcement	Arrests
Jamestown Middle School	17.15	1.07	25.72	0.00
Guilford County Schools	7.39	5.54	7.48	0.02
State of North Carolina	8.77	14.26	6.22	0.09

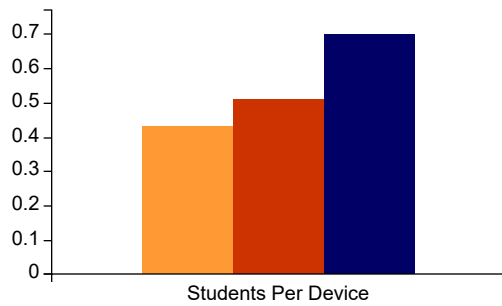
Chronic Absenteeism 





 Jamestown Middle School
 Guilford County Schools  State of North Carolina

[Chart](#) [Table](#)

Students Per Device 



 Jamestown Middle School
 Guilford County Schools  State of North Carolina

[Chart](#) [Table](#)

Book Titles Per Student ⓘ

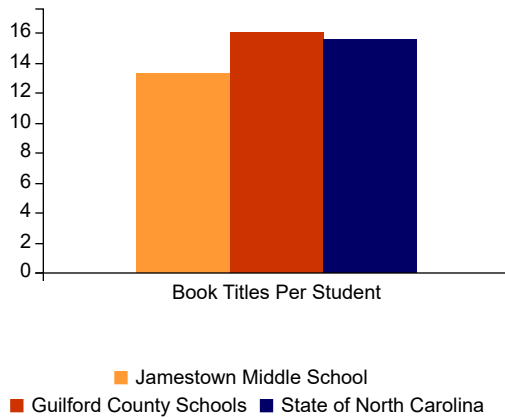


Chart Table

Wireless Access Points per Classroom ⓘ

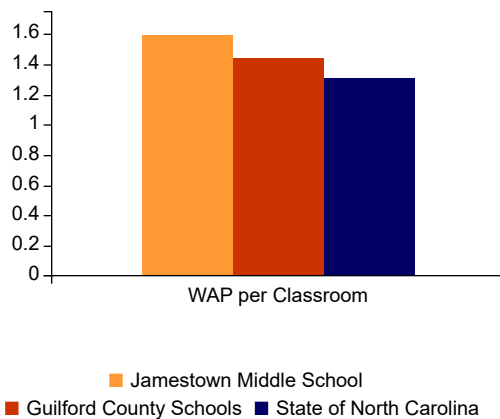


Chart Table

Devices Issued To Students ⓘ

Jamestown Middle School provides a school owned device for each student in each of the following grades.

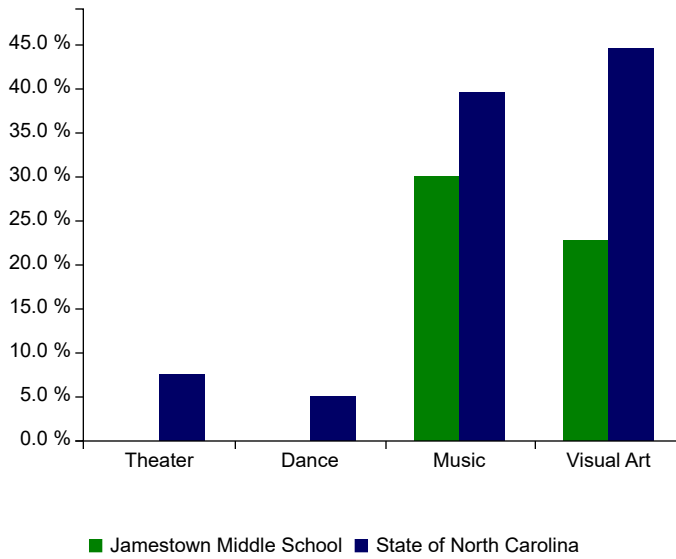
6th 7th 8th



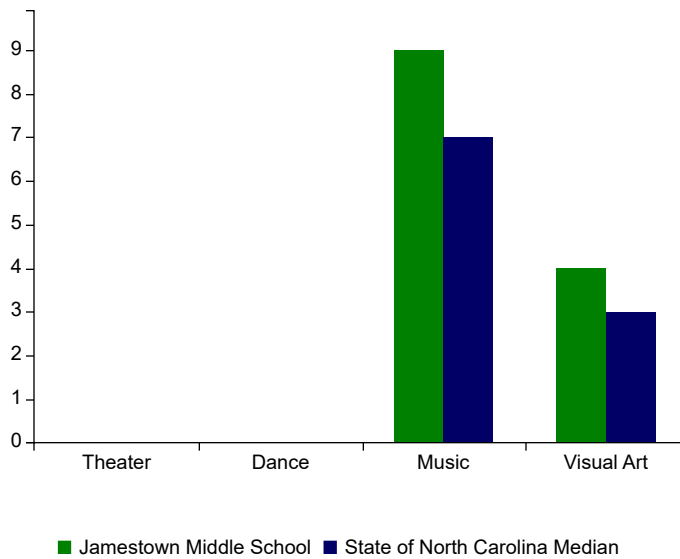
Arts Education

The following arts education disciplines are offered at Jamestown Middle School. The number of courses offered, and the percentage of school population enrolled in that discipline, are displayed. To protect student privacy, some data values for small groups will be suppressed as “>95%” or “<5%” in the charts or tables. For more information about Arts Education Courses offered in NC, please visit the [NC Arts Ed Data Project \(https://artsednc.org/resources/arts-education-data-project/\)](https://artsednc.org/resources/arts-education-data-project/).

Participation Percentage



Number Of Classes ⓘ




🧠 Strategic Planning 2022-23

This section provides information on Jamestown Middle School's strategic planning, goals and progress.

- Title 1 Status ⓘ
- Comprehensive or Targeted Support:
 - Targeted Support and Improvement (TSI) Additional Targeted Support ⓘ
 - Targeted Support and Improvement (TSI) Consistently Underperforming Subgroups (CU) ⓘ
- Low Performing School Designations:
 - ⓘ NC Designated Low Performing School
 - ⓘ NC Designated Recurring Low-Performing School

Progress Goals i

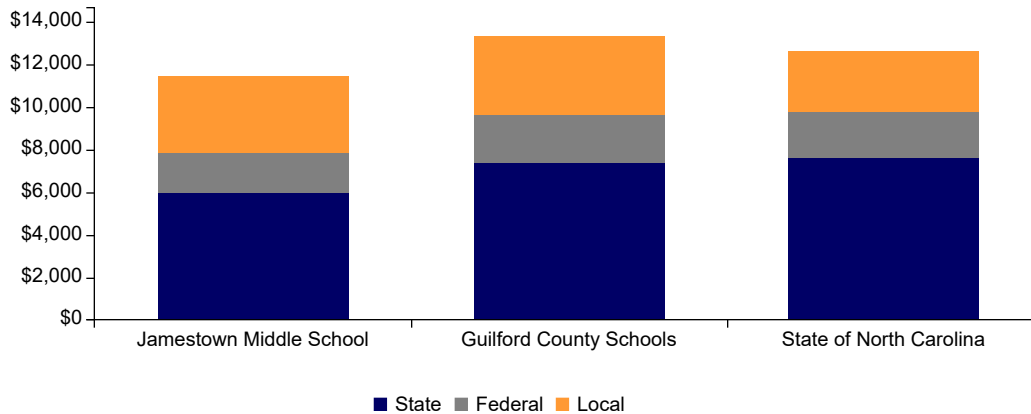
This school has progress goals for EL Progress, Math Grades 3-8, and Reading Grades 3-8 in the following student groups - ALL, Asian, Black, Economically Disadvantaged, English Learners, Hispanic, Students with Disabilities, Two or More Races, and White.

Click the following [link](https://accrpt.tops.ncsu.edu/essa_ltg/ltg.html)  (https://accrpt.tops.ncsu.edu/essa_ltg/ltg.html) to see the progress of student groups at this school (note you will need to select this school again).

Public School Finances 2022-23

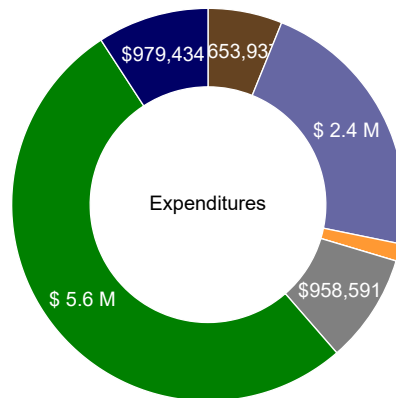
This section provides information on the school funding and expenditures.

Per Pupil Source of Funding



Use of Funds

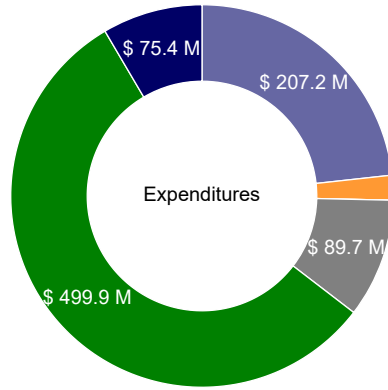
Jamestown Middle School i



- Central Expenses
- Employee Benefits
- Instructional Equipment
- Other Objects
- Purchased Services
- Salaries
- Supplies & Materials

[Chart](#) [Table](#)

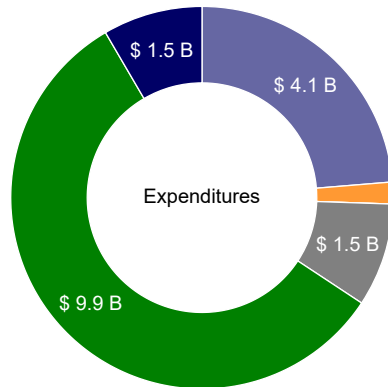
Guilford County Schools ⓘ



■ Employee Benefits ■ Instructional Equipment ■ Other Objects ■ Purchased Services ■ Salaries
■ Supplies & Materials

[Chart](#) [Table](#)

State of North Carolina ⓘ



■ Employee Benefits ■ Instructional Equipment ■ Other Objects ■ Purchased Services ■ Salaries
■ Supplies & Materials

[Chart](#) [Table](#)