

Entry Routine

1. Supply check

2. Question of the Day:

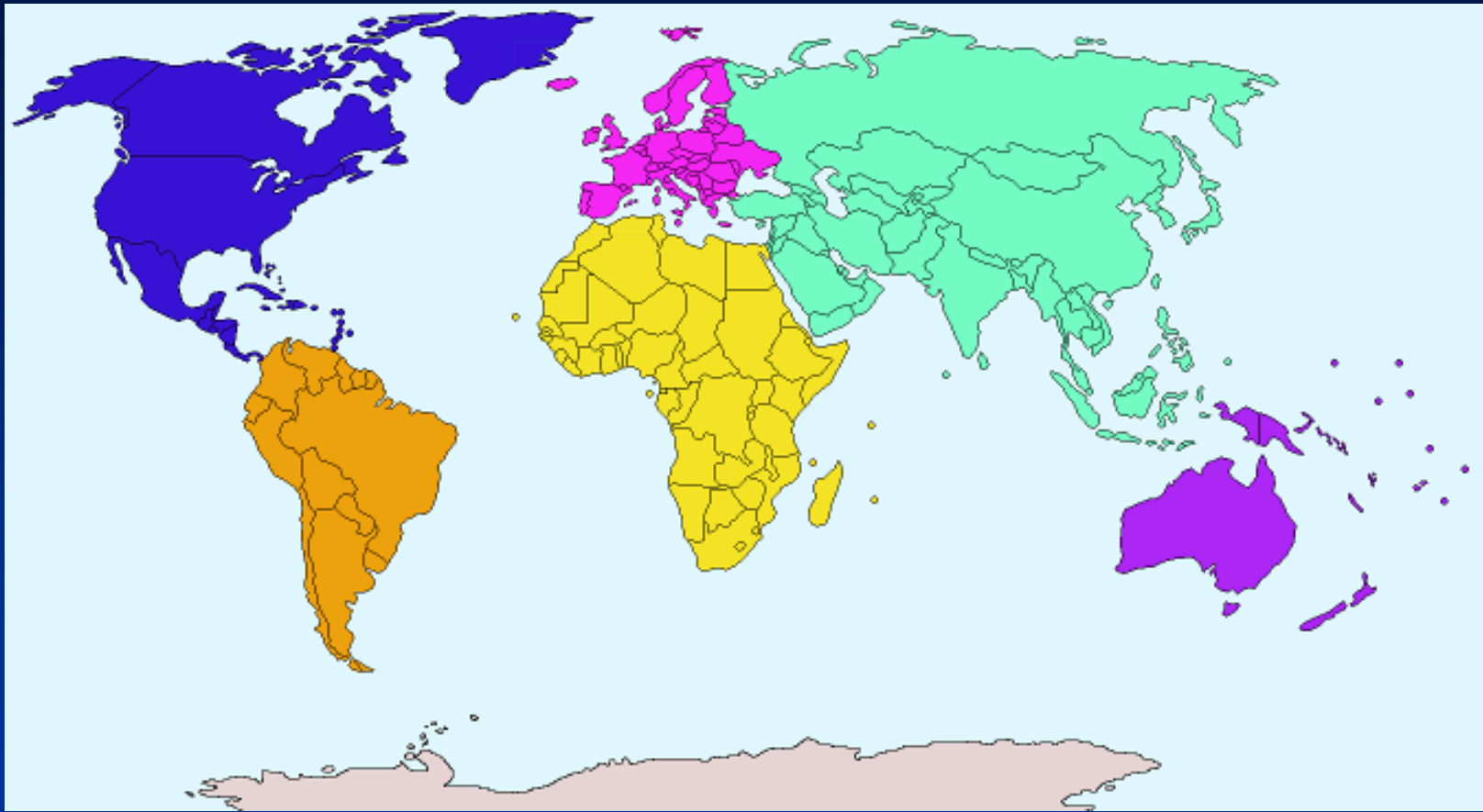
**How would you describe
the earth?**



Physical Features of the Earth

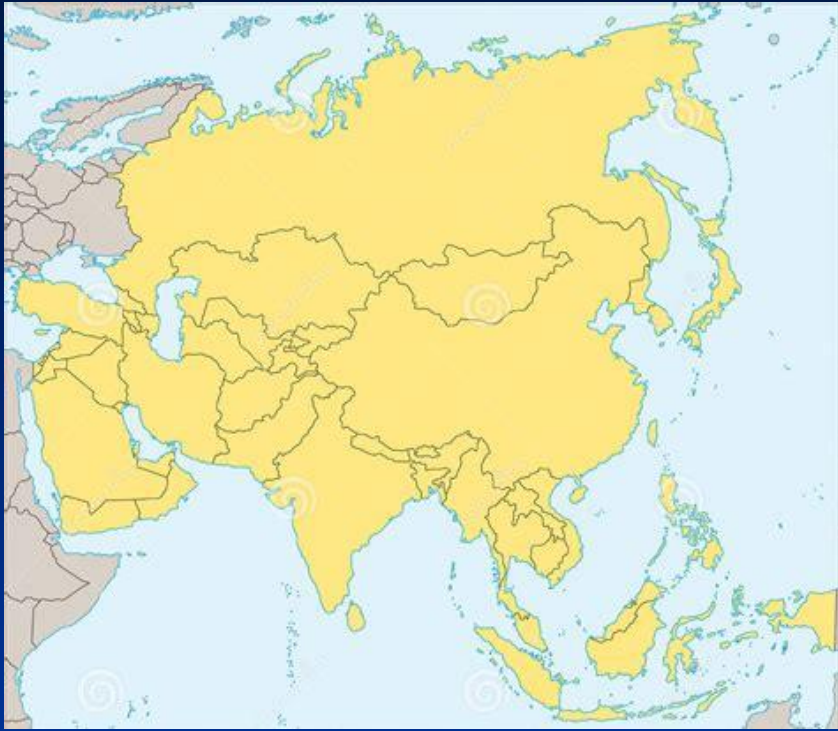
E.Q.: How do environmental factors influence where humans settle & how societies organize themselves?





Continent







Mountain Range



River Valley



Desert



Peninsula



Plateau



Plain



Rain Forest



Ocean



Sea



River



Glacier



Lagoon

Glacier

River

Continent

Plain

Mountain Range

Rain Forest

River Valley

Ocean

Desert

Sea

Isthmus

Plateau

Peninsula

Volcano

Canyon



Landforms



ISLAND

a piece of land that is surrounded by water on all sides



CANYON

a deep valley with steep sides



VALLEY

a long area of low land between mountains or hills



DESERT

a dry, sandy area of land with few plants



VOLCANO

a mountain made from melted rock called lava that comes from the earth's core



MOUNTAIN

a tall area of land that has great heights, larger than a hill



PLATEAU

a flat area of land that is higher than the surrounding area



LAKE

a large body of water that is surrounded by land



BAY

a part of a sea or lake that is partly surrounded by land



PENINSULA

a body of land surrounded by water on nearly all sides



GLACIER

a large mass of ice that moves slowly over the earth's surface



HILL

a rounded area of land that is smaller than a mountain



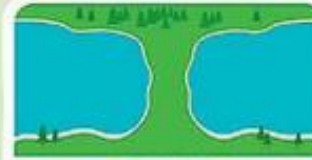
OCEAN

a large body of salt water that covers most of the earth's surface



RIVER

a large stream of flowing water which goes into a lake, sea, or ocean



ISTHMUS

a narrow strip of land with water on both sides that joins two larger pieces of land



MARSH

a low, wet area of land with thick tall grass



WATERFALL

a stream of water that falls from a high place



CLIFF

a high, steep face of a rock



DELTA

a triangle of land and soil formed at the mouth of a large river



PLAIN

a large, flat area of grassy land



Assignment

Create a travel brochure offering expeditions to visit the various physical features of the earth. This will take 2 days.

- Include at least 3 physical features
- Use the paper provided
- Color the map
- Two-sided
- Place your name in the lower right corner