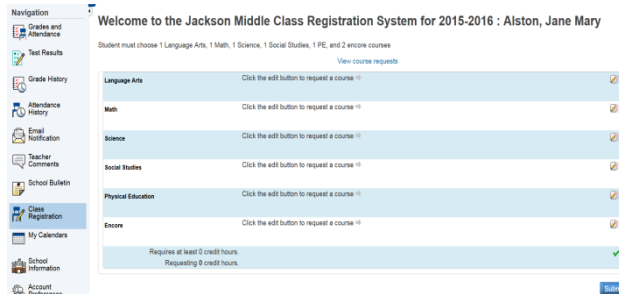


PowerSchool Student Portal – 2025-2026 Class Registration

Northwest Guilford High School

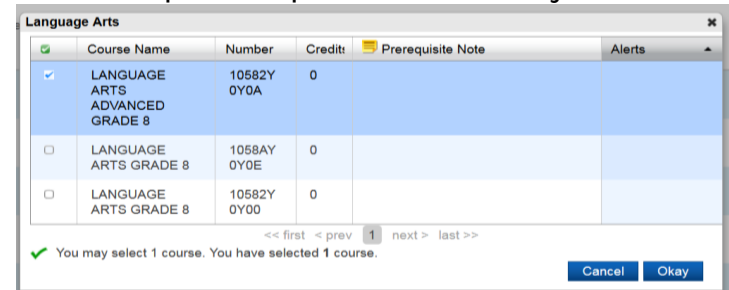
****IF YOU NEED HELP ACCESSING YOUR PS STUDENT ACCOUNT,
PLEASE SEE ANY OF YOUR TEACHERS FOR ASSISTANCE. COUNSELORS CAN NOT RESET PASSWORDS. ****

1. From Clever, click NCEdCloud >PowerSchool Student>
Choose **Class Registration**.
The list of subject areas will appear on the screen.

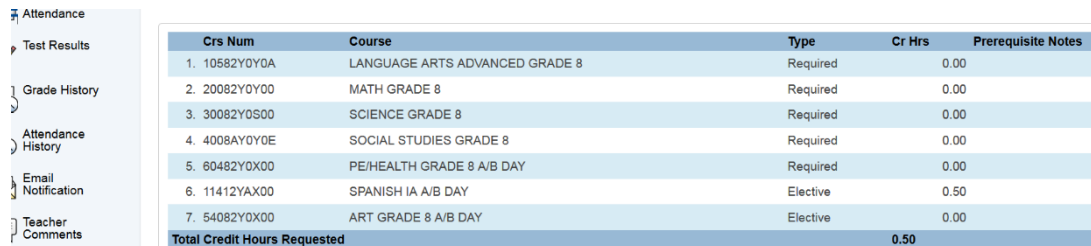


2. Click the pencil icon to the right of each subject area.
A list of courses will appear in alphabetical order.
Choose the course(s) required by clicking the box
next to the course(s) name. Click OK.

Repeat the process for all subjects.

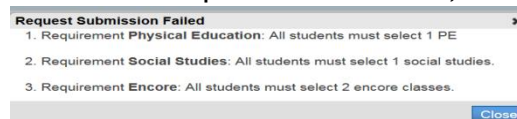


3. Once courses have been chosen for all subjects,
click submit. The list of your course requests will appear
and your school can view the requests. **You must select 6 courses.**



Crs Num	Course	Type	Cr Hrs	Prerequisite Notes
1. 10582Y0Y0A	LANGUAGE ARTS ADVANCED GRADE 8	Required	0.00	
2. 20082Y0Y00	MATH GRADE 8	Required	0.00	
3. 30082Y0S00	SCIENCE GRADE 8	Required	0.00	
4. 4008AY0Y0E	SOCIAL STUDIES GRADE 8	Required	0.00	
5. 60482Y0X00	PE/HEALTH GRADE 8 A/B DAY	Required	0.00	
6. 11412YAX00	SPANISH IA A/B DAY	Elective	0.50	
7. 54082Y0X00	ART GRADE 8 A/B DAY	Elective	0.00	
Total Credit Hours Requested			0.50	

If 'Submit' is clicked before the 6 courses required are chosen,
an error message appears.



Close the error message and the system will return to the first screen.
Follow the steps above until the appropriate amount of courses are chosen.

Registration must be
completed online & form
returned to school.

Registration portal will be open from

**Friday, February 14th, 5pm –
Monday, February 24th, 9am**

Any corrections/modifications after that
window will be made when student has
one-on-one visit with counselor.