


Powerschool Parent Portal App


Powerschool Parent Portal App has been updated. The following are instructions on how to access the newest version of the Powerschool Parent Portal App. One must follow each step provided in order to be successful accessing Powerschool Parent Portal.

- Download the app (Powerschool on your mobile device)
- If you already have the app on the device, remove it and then download it again (this step will give you the latest version)

Step 1: Click "Where is My District Code?"



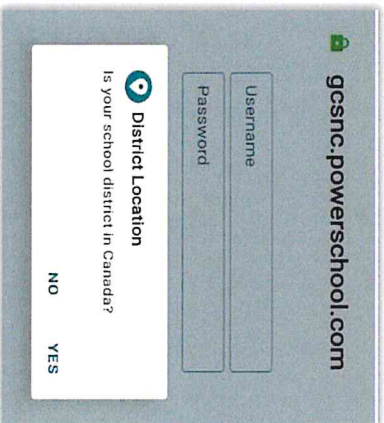
Step 2: Click "Enter Server Address"



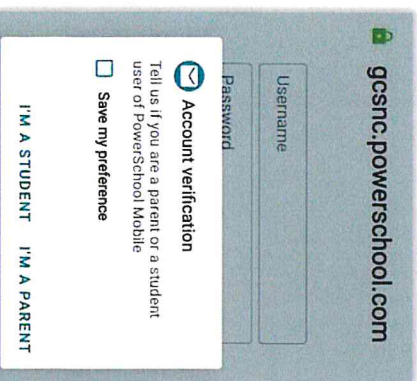
Step 3: Enter Server address: gcsnc.powerschool.com




Step 4: Click "NO" to the question: Is your school district in Canada?



Step 5: Click "I'm a Parent"



Step 6: Enter Your Username and Password



Step 7: Class Overview Appears



If parents have more than one child with GCS, click the dots in the upper right-hand corner to locate the student's name. Data for that child will appear.

Choose one of the icons in this area to access a different screen